



CLEENTEK®

produced by HESZ



Industrial Cleaning Equipment

www.cleentek.com



“We design simple and user-friendly cleaning systems, which are reliable and clean parts every day all year round without harming the environment.”



Quality and reliability



Customers in the automotive, metal and plastic, aviation, energy, pharmaceutical, and electronics industry and others depend on Cleentek. Our customer reference list includes some of the largest and most recognized European and international companies, who value having a reliable, conscientious and quality conscious business partner. Cleentek's distribution network is extremely well developed throughout Europe and Scandinavia. But we are also present in large parts of the world such as, the Middle East, Asia and North- and South America, which means convenient access to good advice and service.

Simple User-friendly design

At Cleentek we aim to produce high quality, reliable equipment. Therefore we work carefully on all the details on our systems, but reliability is always the most important consideration. We also strive to make our machines look as good as they perform. We design all our machines to appear functional and simple. You will find few external components on our machines. Noise is minimised by integrating moving parts, such as pumps and blowers, into the internal framework, which is then fitted with sound insulating panels. With Cleentek you get a reliable and simple machine – with all the functions you need.


Flexibility is our strength.

Cleentek's range includes both cabin washing machines and multi-stage in line washing

machines. This gives customers the flexibility to configure the machine to suit their specific application. Together with a large selection of optional extras, Cleentek can deliver the machine specified exactly to provide the cleaning performance you need.

Machine standards

All our machines are CE-marked and manufactured in accordance with the Machinery Directive 2006/42 / EC - and electrical installations according to the standard EN / IEC 60204-1.



PRODUCED
BY HESØ A/S*

Tunnel washer

Compo Cleener™

IDEAS FOR
CLEANING*

Streamline the logistics in your business



If you want a very flexible washing system, you should choose the *Compo Cleener™*. The tunnel washer *Compo Cleener™* is manufactured in modules, which can feature wash, rinse, passivate and/or dry functions. In other words - the machine is specified according to the application for optimal cleaning of your particular parts. The system is available from belt width 200 mm. up to 1000 mm. as standard, and in this way you can customize the machine according to the dimensions of your components.



CC 1040 wash/rinse/dry.



Compo Cleener™ 1040 wash – rinse – dry with 63 A stainless control cabinet



Compo Cleener™ 1040 with 80 A stainless control cabinet and steam condenser.

Operation of the machine

The *Compo Cleener™* is a throughfeed machine, so parts are processed continuously. The *Compo Cleener™* is designed so it can be placed directly in the production line or used in conjunction with a robot for continuous cleaning of parts day and night. This means the *Compo Cleener™* can greatly improve the logistical efficiency of your business.

Robustly constructed in stainless steel, the system has a large capacity, which means that it is capable of processing several tons of parts every hour. Noise and heat insulating panels are used in the construction of the *Compo Cleener™*, which greatly reduces the outer noise levels and enables the machine to carry out the required cleaning processes at high temperatures.

Design and user-friendliness

The *Compo Cleener™* is fabricated in stainless steel both inside and out. To give the machine a more simple and neutral appearance, we have integrated a lot of components into the machine. In practice, this design means that there are few components outside the system, which could otherwise obstruct and inconvenience the machine operators.

The system has a compact construction, which makes it easier to operate. On the outside, you will find only the control panel. From this it is easy to programme and operate the machine and make various adjustments, such as setting the speed and temperature of the separate wash tanks.

Wash day and night

The *Compo Cleener™* is perfect for installation in any production lines where machines have to run continuously for 24 hours. The machine is equipped with an efficient return flow system, which returns the cleaning solution through a filtration system to the wash tank. The wash water is continuously filtered and collects any loose debris from the components. On the pressure side of the pump system, efficient pressure filters are installed to prevent nozzles blocking, which could otherwise reduce the cleaning performance.

Compo Cleener™ models


MODEL	CC 1020	CC 1030	CC 1040	CC 1050	CC 1060	CC 10100
Cleaning width	200 mm	300 mm	400 mm	500 mm	600 mm	1000 mm
Cleaning height	200 mm	200 mm	200 mm	200 mm	200 mm	200 mm
Cartridge filter 10"	400 µ	400 µ	400 µ	400 µ	400 µ	400 µ
Inlet height	975 mm	975 mm	975 mm	975 mm	975 mm	975 mm
Machine width (depend on tank size)	1000 mm	1100 mm	1200 mm	1300 mm	1400 mm	1800 mm
Machine length - WD	2600 mm	2600 mm	2600 mm	2600 mm	2600 mm	2600 mm
Machine length - WRD	3900 mm	3900 mm	3900 mm	3900 mm	3900 mm	3900 mm
Belt speed - (depend on gearing)	0,5 - 2,3	0,5 - 2,3	0,5 - 2,3	0,5 - 2,3	0,5 - 2,3	0,5 - 2,3
Max. load	50 kg. per meter	50 kg. per meter	50 kg. per meter	50 kg. per meter	50 kg. per meter	50 kg. per meter
Tank capacity	145 l	145 l	145 l	145 l	145 l	300 l
Temperature	30 > 75°C	30 > 75°C	30 > 75°C	30 > 75°C	30 > 75°C	30 > 75°C
Wash pump - Stainless (standard)	CDX 200/20	CDX 200/20	CDX 200/20	CDX 200/20	CDX 200/20	kontakt sælger
Rinse pump - Stainless (standard)	CDX 120/12	CDX 120/12	CDX 120/12	CDX 120/12	CDX 120/12	kontakt sælger
Amount of B-nozzels - wash /rinse	52 / 26 pcs.	68 / 34 pcs.	84 / 42 pcs.	92 / 46 pcs.	112 / 56 pcs.	184/ 92 pcs.
Heating	9 kw	9 kw	18 kw	18 kw	18 kw	18 kw
Electricity connection	3 x 400 V	3 x 400 V	3 x 400 V	3 x 400 V	3 x 400 V	3 x 400 V

Drum washer

Drum Cleener™

IDEAS FOR
CLEANING*

Modular drum washer

 The *Drum Cleener™* series is a drum washing system for degreasing smaller items. It is manufactured in modules, specified to suit customers requirements. The standard system, consist of washing, rinsing and drying modules, but can be expanded with several washing, rinsing, blowing and drying modules as needed.



DC 1025 wash/rinse/dry.



DC1040 - wash, rinse og dry.



Easy access to drum.

Drum Cleener™ standard

As standard, the *Drum Cleener™* is fully insulated and designed with easy access to internal parts via the gas-sprung doors. Parts are loaded manually or automatically from the production line. The *Drum Cleener™* is equipped with Siemens PLC and HMI touch screen.

Product Features


- Washing, rinsing, blowing, passivating, demi-rinsing and drying zones of your choice.
- Stainless insulation panels.
- Possibility of several types of stainless drums.
- Stainless acid resistant heaters.
- Stainless spray bars with stainless nozzles.
- Easily accessible stainless chip filters.
- Control of drum speed.
- Siemens PLC and touch screen.
- Stainless steel cabinet.
- Stainless pumps.

Ekstra equipment

Drum Cleener™ can be fitted with optional extra equipment, so that it is customised to suit the application. *Drum Cleener™* can be connected directly to the production line or robot cell, so that it is only in operation when there are items for washing.



The drum, seen from the inside.



The drum rotates via chain drive.

Drum Cleener™ models


MODEL	DC 1025	DC 1040	DC 1050	DC 1060
Cleaning diameter	Ø250 mm	Ø400 mm	Ø500 mm	Ø600 mm
Cartridge filter 10"	400 µ	400 µ	400 µ	400 µ
Inlet- and outlet height	1120 / 750 mm	1120 / 750 mm	1120 / 750 mm	1120 / 750 mm
Machine width	1150 mm	1300 mm	1400 mm	1500 mm
Machine length - WNRD	2950 mm	2950 mm	2950 mm	2950 mm
Machine height	2100 mm	2100 mm	2100 mm	2100 mm
Drum speed	2-8 rpm	2-8 rpm	2-8 rpm	2-8 rpm
Tank capacity - wash / rinse	235 / 235 l	235 / 235 l	235 / 235 l	235 / 235 l
Wash pump - Stainless (standard)	CDX 200/20	CDX 200/20	CDX 200/20	CDX 200/20
Rinse pump - Stainless (standard)	CDX 120/12	CDX 120/12	CDX 120/12	CDX 120/12
Temperature	30 > 75°C	30 > 75°C	30 > 75°C	30 > 75°C
Pump capacity	60 - 210 l/min.	60 - 210 l/min.	60 - 210 l/min.	60 - 210 l/min.
Pressure/Amount of B-nozzels - wash/rinse	2 bar / 22 / 9 pcs.	2 bar / 22 / 9 pcs.	2 bar / 23 / 12 pcs.	2 bar / 32 / 12 pcs.
Heating - wash / rinse	9 / 9 kw	9 / 9 kw	9 / 9 kw	9 / 9 kw
Drying temperature	20 > 110°C	20 > 110°C	20 > 110°C	20 > 110°C

Frontloader

Twin Cleener™

IDEAS FOR
CLEANING*

The robust solution

 The latest washing system in the Frontloader family is the *Twin Cleener™*, which can be delivered in the following four versions: C90, 130, 150 and 200. The machine comes as standard as a two stage system. This means that the system can be used for the following processes: Wash – Rinse or Wash – Passivate. The system has an extremely robust construction, which is well capable of handling parts up to 2000 kg.

Simple design with straight lines – the Twin Cleener™. This is the TC90 model.





The efficient motor driven square wash system is a unique and pioneered solution.



The Twin Cleener™-series has the very best system for changing between wash and rinse mode.

Operation of the machine

The parts to be cleaned are sprayed like the DF-series with a high flow via the spray bars, which are rotated either by spray pressure or a mechanical drive. The spray bars are mounted with flat pattern nozzles, which provide efficient cleaning results.

Design and user-friendliness

The *Twin Cleener™* is designed in a compact and simple way. Even though the *Twin Cleener™* is constructed to handle a lot of different jobs, it is still important that the machine is not complex – either to look at or operate.

The systems are prepared for mounting different optional extras such as drying and

filtration units, oil skimmers, extraction fan/ steam condenser, discharge pump and chemical dosing. All the extra units can be integrated into the machine without external components, which means that it still is a compact machine with straight lines.

Equipment

The *Twin Cleener™* comes as standard with a Siemens S7 1200 PLC with HMI soft touch panel, which makes it easy to programme different wash cycles.

There is large selection of optional extra equipment for the *Twin Cleener™*. Please see the list on page 20.



Easy access to the system, pumps etc.

Twin Cleener™ frontloader models


MODEL	TC90	TC130	TC150	TC200
Cleaning area	900 x 900 mm	1300 x 1300 mm	1500 x 1500 mm	2000 x 2000 mm
Cleaning height	900 mm	1000 mm	1000 mm	1250 mm
Load height	955 mm	960 mm	920 mm	920 mm
Machine width	1200 mm	1600 mm	2035 mm	2535 mm
Machine length	2300 mm	3000 mm	3210 mm	3410 mm
Machine height (closed / open)	2300 / 3100 mm	2550 / 3700 mm	2550 / 3700 mm	2750 / 3950 mm
Machine weight	850 kg	1750 kg	2120 kg	2650 kg
Max. load	500 kg	1000 kg	2000 kg	2000 kg
Tank capacity - wash / rinse	400 / 300 l	600 / 400 l	850 / 400 l	1150 / 500 l
Temperature	30 > 90 °C	30 > 90 °C	30 > 90 °C	30 > 90 °C
Stainless pump - Wash (Standard)	Lowara 1604	Lowara 1604	Lowara 1604	Lowara 1604
Stainless pump - Rinse (Standard)	Lowara 1603	Lowara 1603	Lowara 1603	Lowara 1603
Pump capacity - wash / rinse	200 / 160 l/min.	200 / 160 l/min.	450 / 200 l/min.	480 / 200 l/min.
Pressure / Amount of A-nozzels - wash / rinse	6 / 2 bar / 40 pcs.	6 / 2 bar / 53 pcs.	6,5 / 2 bar / 60 pcs.	6,5 / 2 bar / 75 pcs.
Heating - wash / rinse	18 / 9 kw	18 / 18 kw	27 / 15 kw	36 / 18 kw

Frontloader

DF-series

IDEAS FOR
CLEANING*

COMPACT DESIGN AND ROBUST SIMPLICITY

 The frontloader – also called the DF-series – is available in a variety of versions to form its own family in the Cleentek range. The machines have a vertical front door, and the machine cleans components through use of an efficient rotating wash system. The DF-series is specially designed for the cleaning of large components with weights of up to 2000 kg. and lengths of up to 2000 mm.



DF1300 with transport trolley.



The DF-series is simple and robustly constructed and it is suitable for parts up to 2000 kg



DF 1300 with load platform.



Rotating spray boom from above and rotating spraybar from below.

Operation of the machine

The parts to be cleaned are sprayed with a high flow via the spray bars, which are rotated either by spray pressure or a mechanical drive. The spray bars are mounted with flat pattern nozzles, which provide efficient cleaning results.

The machines are fully insulated with stainless steel panels, and therefore the wash water can be heated up to 90°C. Normal working temperature is from 50 - 65°C.

Design and user-friendliness

The DF-series machines have a compact and

simple design. Operation of the machine is via the very easy-to-use Vision 2000/3000 touch control panel. We have focused on ensuring that no special skills are required to use the machine. Therefore, the control panel on the front of the machine is just as simple as the rest of the machine's design.

Equipment

The DF machines are equipped with Vision 2000/3000 control. In practice this means that the control panel consists of a practical soft touch panel with a digital display.

The Vision control enables to regulate the temperature and the process times for the

wash programme, which can be interrupted at any time and then restarted as required. You can also read possible error messages from the machine via the digital display.

In order to specify the machine so that is suited to your application, you can choose from a wide variety of optional extra equipment. See the list on page 20.

Frontloader models

MODEL	DF 700	DF 1000	DF 1300	DF 1600	DF 2000
Cleaning area	Ø700 mm	Ø1000 mm	Ø1300 mm	Ø1600 mm	Ø2000 mm
Cleaning height	450 mm	700 mm	1050 mm	1200 mm	1400 mm
Load height	940 mm	850 mm	940 mm	940 mm	975 mm
Machine width	1020 mm	1410 mm	1690 mm	2090 mm	2400 mm
Machine length	1260 mm	1650 mm	1920 mm	2320 mm	2800 mm
Machine height - Open	2300 mm	2630 mm	3550 mm	3850 mm	4300 mm
Machine weight	300 kg	500 kg	750 kg	1475 kg	1850 kg
Max. load	300 kg	500 kg	500 kg	1000 kg	2000 kg
Tank capacity	200 l	500 l	600 l	950 l	1500 l
Temperature	30 > 90°C	30 > 90°C	30 > 90°C	30 > 90°C	30 > 90°C
Pump	NM 25/160	AE NM 25/20	AE NM 40/16	AE NM 40/20	BE NM 40/20 AE
Pump capacity	160 l/min.	220 l/min.	350 l/min.	550 l/min.	700 l/min.
Pressure / Amount of A-nozzels	3 bar / 40 pcs.	4,5 bar / 46 pcs.	4 bar / 72 pcs.	4 bar / 80 pcs.	4 bar / 104 pcs.
Heating	9 kw	9 kw	18 kw	27 kw	36 kw

*The models are also available in double width

Toploader

DT/RT-series

IDEAS FOR
CLEANING*

Simple and efficient



Cleentek offers two versions of toploader; the DT and RT-series. Parts are loaded into the machine from above into a rotating basket. Different machines sizes are available.



*DT-series – Insulated machine.
Very quiet in operation.*



RT-series – simple and good value machine.



RT-series with fully opened cover provides easy access to the basket.



A motordrive can be fitted on the rotating basket of the toploader to ensure a positive rotation.

Operation of the machine

The dirty components are placed in the basket, which rotates during the wash cycle. The toploaders operate by utilizing 3 sided spraying with a high flow of heated, waterbased cleaning solutions.

Design and user-friendliness

All the toploader machines have a compact design, which makes them look as simple as they are to use.

Both the DT- and the RT-series have a simple control panel, from which the operator can adjust the wash cycle to suit the application.

DT-series

The DT-series is available in 2 sizes; DT700C and DT800C. The DT-series is a fully automatic cleaning machine, which comes with the option of manual cleaning using the connected brush and gun tools. The DT-series can heat cleaning solutions up to 90°C, and the machines are very quiet in operation due to the sound insulating panels. The system comes with a low level control to protect the pump and heating element.

The DT-model is used to great success by manufacturing companies, graphic/printing companies, service and maintenance companies, automotive companies, offshore and the navy sector.

The DT-series is fabricated in stainless steel, internally and externally, which provides good sound and heat insulation. The DTseries is equipped with the Vision 2000 control panel, which provides a digital display of the parameters and a soft touch keypad to adjust the wash cycle.

RT-series

The RT-series is available in 3 sizes; RT700, 900 and 1150. All three models have a simple and reliable operation, and the machine is always dependable. All the machines are made in stainless steel, and you have the facility to adjust the temperature between 30 - 60°C and the cleaning time between 0 - 30 minutes.

All models are fitted with a low level control to protect the pump and heating element.

The RT-model is widely used by machine shops, manufacturing companies, offshore and the navy sector.

Equipment

In order to specify the machine that is suited to your application, you can choose from a wide variety of optional extra equipment.

- Oil skimmer
- Motorised basket
- Timer for heating and oil skimmer
- Mid-bottom filter (Standard in DT-series)
- Extraction
- Drain pump

See the list of options on page 20.

Toploader models

MODEL	RT 700	RT 900	RT 1150	DT 700 C	DT 800 C
Cleaning area	Ø690 mm	Ø890 mm	Ø1140	Ø690 mm	Ø790 mm
Cleaning height	450 mm	500 mm	700 mm	450 mm	450 mm
Load height	840 mm	565 mm	590 mm	840 mm	920 mm
Machine width	850 mm	1300 mm	1700 mm	880 mm	1070 mm
Machine length	1000 mm	1300 mm	1550 mm	1090 mm	1220 mm
Machine height (closed/open)	980/1620 mm	1150/1920 mm	1400/2200 mm	1030/1680 mm	1100/1820 mm
Machine weight	120 kg	200 kg	300 kg	100 kg	150 kg
Max. load	100 kg	200 kg	300 kg	100 kg	150 kg
Tank capacity	100 l	250 l	400 l	100 l	180 l
Temperature	30 > 60°C	30 > 60°C	30 > 60°C	30 > 90°C	30 > 90°C
Pump	NM 2AE	NM 25/20 AE	NM 40/16 AE	NM 2AE	NM 25/160 AE
Pump capacity (with standard pump)	100 l/min.	220 l/min.	360 l/min.	100 l/min.	140 l/min.
Pressure / Amount of nozzels (with std. pump)	2,4 bar / 22 pcs.	4,5 bar / 60 pcs.	4 bar / 80 pcs.	2,4 bar / 22 pcs.	3 bar / 23 pcs.
Heating	9 kw	9 kw	9 kw	9 kw	9 kw

Special Solutions

IDEAS FOR CLEANING*

Bespoke machinery for special applications



There are times when Cleentek does not have the right solution on the shelf, but we can help. On many occasions, we have developed special versions of the *Compo Cleener™*, *Twin Cleener™*, *Drum Cleener™*, *DF-frontloader*, *RT/DT-toploader* - to provide a solution for special applications.



CC 1040 wash / rinse / dry for the graphics industry for washing baskets, and with suction at the inlet.



DF 1400 - wash/rinse/dry - tunnel version.



TC150 with double loading system.



TC130 with automatic platform loading.



TC 130 - double door.



RT - top loader with part rotation.



DF / Front loader with manual high pressure cleaning.



DF / Front loader with wash, drying and cooling.



Double DF 900 - wash/rinse.



DC 1025 - wash/rinse/drying with conveyor belt at inlet.



DC 1040 - wash/rinse/drying with feeder at inlet and conveyor belt with weight sensor at outlet.



Special Compo Cleener™ for sintered metal parts - wash/ultrasonic/rinse/drying and cooling.



Special Compo Cleener™ with 5 tunnel lanes for cooling.



Special DF2200 for parts lifted with a bridge crane system.



Special DF 1600, for washing trolleys with low loading height.



Special DF 2600 for plastic fixtures in the printing industry - wash, rinse, rinse and drying.



Special top loader system, operated by robot for washing of crankshafts. Wash, rinse and drying.

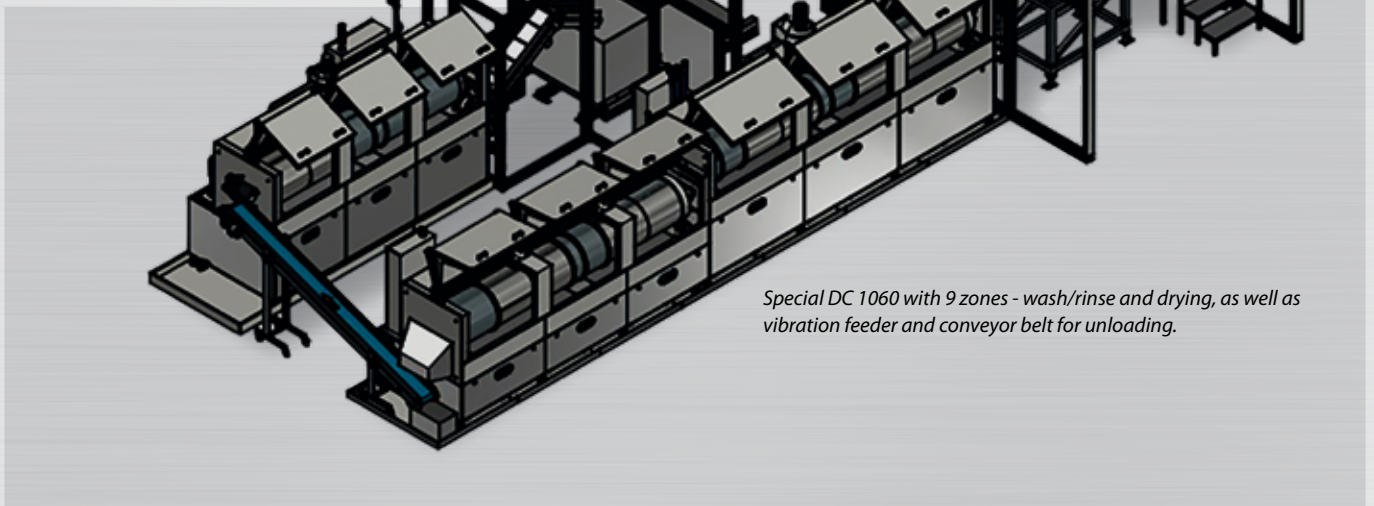




Special robotic solution for handling of baskets. Degreasing with spraywashing and ultrasonics.



Special D 1400 - Dip / dunk washer with agitation of the parts.



Special DC 1060 with 9 zones - wash/rinse and drying, as well as vibration feeder and conveyor belt for unloading.

Options:

Put the optimum solution together

IDEAS FOR
CLEANING*

Extra equipment for the *Compo and Drum Cleener™*

We can offer the following extra equipment for the *Compo and Drum Cleener™*:

- Inlet / outlet conveyor lanes customized as needed
- Conveyor belts: Stainless steel or plastic belt
- Conveyor system with carrier to suit the shape of the components
- Automated control of the conveyor belt via indexing or photocell
- Various washing baskets and fixtures
- Filtration system
- Oil skimmer / oil separator
- Extraction fan
- Steam condenser
- Chemical dosing
- Discharge pump

Extra equipment for front loader and top loader

For the remaining washing equipment in our range, the following options are available:

- 7-day timer, for heating and / or oil skimmer
- Compressed air blow off after washing
- Drying
- Discharge pump
- Oil skimmer
- Extraction fan / steam condenser to remove water vapour
- Motor drive on basket, for uniform rotation - Top loader
- Motor driven square washing system - Front loader
- Pressure filter for effective filtration of the liquid
- Automatic chemical dosing and water filling
- Transport trolley with drip tray
- Load platform with drip tray
- Various baskets and fixtures
- Cleaning chemicals



Steam condenser.



Double type 2 - pressure filter.



Inspection window.



Chemical dosing.



Oil separator, Type: SEPP P2 integrated.



Ventilator/Extraction, stainless HL 10.



Oil separator, type: Cobra

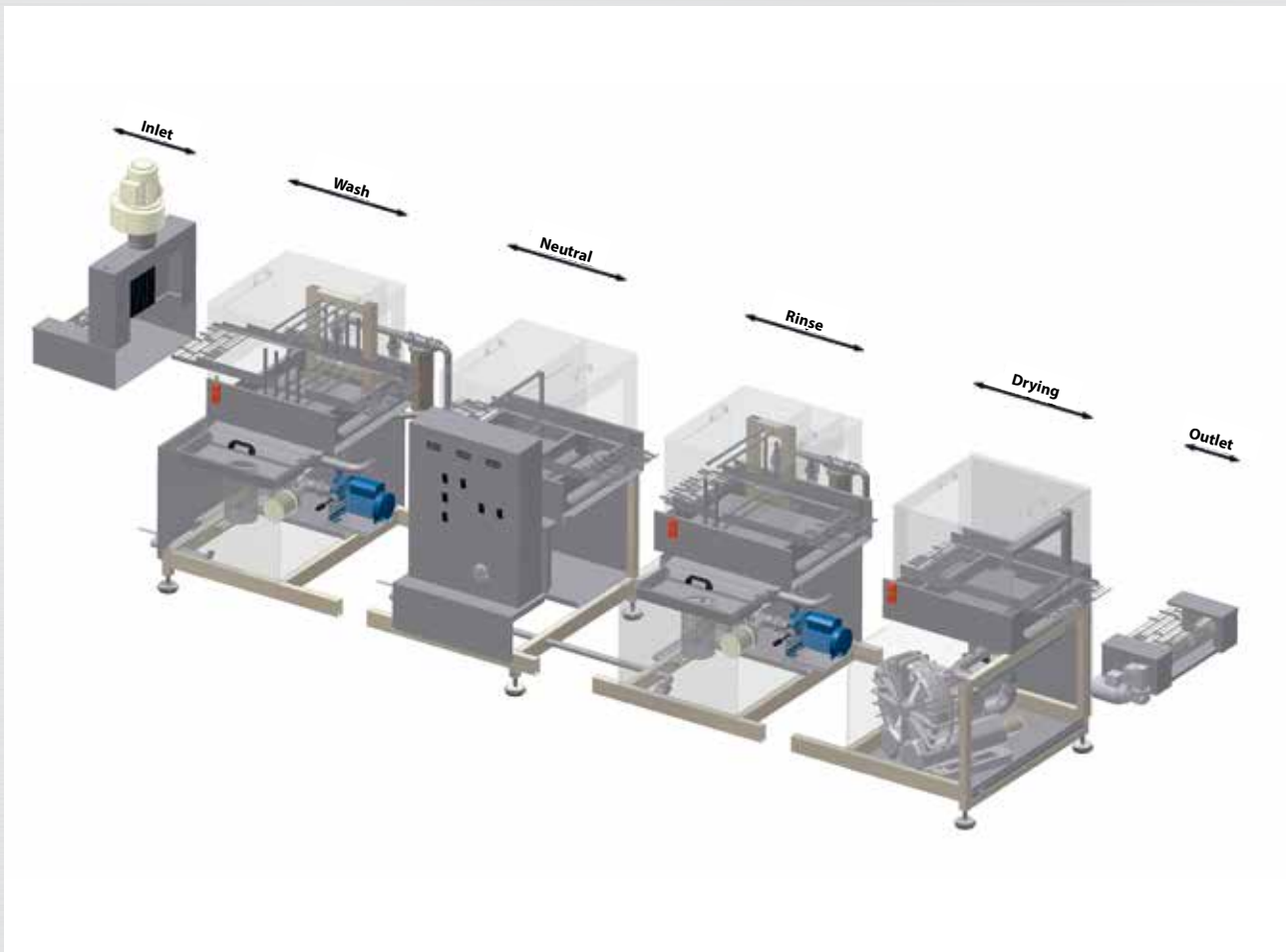


Oil skimmer - disc.



Oil skimmer - belt.

For further information about extra equipment for the different machines - please contact Cleentek. We will assist you by offering the best solution for your individual application.



Example of wash, rinse and drying.

Compo Cleener™ equipment

Because of the modular construction of the Compo Cleaner and the large selection of optional extra equipment, we can offer our customers a machine which meets their exact requirements.

As can be seen on the above diagram, the machine can be adapted to meet various requirements. The system can be manufactured to wash/degrease, rinse/demi rinse, passivate, dry components, so that they are ready for either the next stage in the manufacturing process or for despatch.



The Compo Cleener™ is very maintenance friendly. It is designed with easy to remove panels, which provide easy access for servicing the machine.



We have a large selection of different belts to suit most components.

Options:

PRODUCED
BY HESØ A/S*



Baskets & Fixtures

Cleentek can also offer many different types of wash baskets and fixtures, which may be necessary for cleaning small or light components. We have a wide range of standard solutions. Please contact us for further information.



Cleaning solutions

We can also provide a large selection of different cleaning solutions for use in our machines. Please contact us for advice on our various products - we will help you make the right choice.



Type 2 - pressure filter



Cartridge filter 10"



Pressure activated detection system




Hopper feed for small parts.



Turn table..



Magnetic filtration.



Manual washing gun.



Oil separator, type: SEPP P1.



Extraction fan HL-14.

Cleentek has manufactured cleaning systems for the following different industry sectors

- Automotive
- Plastic
- Metal
- Aviation/Aerospace
- Chemical
- Medical
- Military
- Optical
- Electronic
- Hydraulic
- Energy
- Marine
- Wind
- Remanufacturing
- Off-shore
- Hospital
- Printing
- Timber

PRODUCED
BY HESØ A/S*

Designed with purpose

Cleentek is always looking for innovations to improve the solutions we offer our customers. However, we introduce new ideas carefully, in line with strict testing procedures and our philosophy of producing ergonomic and simple equipment.

For us design also means user-friendliness and quality, something that ensures reliability every day, all year round without harming the environment.



HEAD OFFICE:

Cleentek A/S
Pottemagervej 12
DK-7100 Vejle
Denmark
www.cleentek.com
Tel: +45 7022 8499
Email: info@cleentek.com

GERMANY SALES OFFICE:

Hein-Hesø GmbH
Walterscheid-Müller-Straße 7
53797 Lohmar
Germany
www.hein-heso.de
Tel: +49 (0) 2246 94868-0
Email: info@hein-heso.de

UK SALES COMPANY:

Cleentek Ltd
Unit 7, Badger Way
Prenton
Wirral CH43 3HQ
United Kingdom
Tel: +44 (0)844 567 2950
Email: sales@cleentek.com